

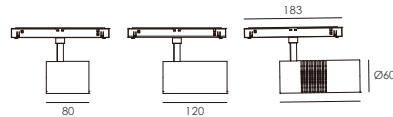
# LINK DALI 48V

## Spot



Article No.	LED	P(W)	Voltage(V)	Angle(°)	CCT(K)	CRI	Flux(lm)
L-S-48-06-40-30-90-MB-DA/ST	Bridgelux	6	48	40	3000	90	520
L-S-48-06-40-40-90-MB-DA/ST	Bridgelux	6	48	40	4000	90	560
L-S-48-13-40-30-90-MB-DA/ST	Bridgelux	13	48	40	3000	90	1100
L-S-48-13-40-40-90-MB-DA/ST	Bridgelux	13	48	40	4000	90	1200
L-S-48-19-40-30-90-MB-DA/ST	Bridgelux	19	48	40	3000	90	1500
L-S-48-19-40-40-90-MB-DA/ST	Bridgelux	19	48	40	4000	90	1630
L-S-48-13-40-30-98-MB-DA/ST	Bridgelux	13	48	40	3000	98	960
L-S-48-13-40-40-98-MB-DA/ST	Bridgelux	13	48	40	4000	98	1040
L-S-48-19-40-30-98-MB-DA/ST	Bridgelux	19	48	40	3000	98	1330
L-S-48-19-40-40-98-MB-DA/ST	Bridgelux	19	48	40	4000	98	1440

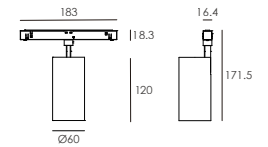
Angle: 15°, 28°, 40°, 60°



## Spot Asymmetric



Article No.	LEDs	P(W)	Volt(V)	Angle(°)	CCT(K)	CRI	Flux(lm)
L-SA-48-13-OT40-30-90-MB-DA/ST	Bridgelux	13	48	Optical tilt 40	3000	90	420
L-SA-48-13-OT40-40-90-MB-DA/ST	Bridgelux	13	48	Optical tilt 40	4000	90	510
L-SA-48-13-OT30-30-90-MB-DA/ST	Bridgelux	13	48	Optical tilt 30	3000	90	570
L-SA-48-13-OT30-40-90-MB-DA/ST	Bridgelux	13	48	Optical tilt 30	4000	90	660
L-SA-48-13-OT20-30-90-MB-DA/ST	Bridgelux	13	48	Optical tilt 20	3000	90	750
L-SA-48-13-OT20-40-90-MB-DA/ST	Bridgelux	13	48	Optical tilt 20	4000	90	900
L-SA-48-13-OT05-30-90-MB-DA/ST	Bridgelux	13	48	Optical tilt 5	3000	90	1010
L-SA-48-13-OT05-40-90-MB-DA/ST	Bridgelux	13	48	Optical tilt 5	4000	90	1180
L-SA-48-13-TT40-30-90-MB-DA/ST	Bridgelux	13	48	Track tilt 40	3000	90	890
L-SA-48-13-TT40-40-90-MB-DA/ST	Bridgelux	13	48	Track tilt 40	4000	90	1060
L-SA-48-13-BT26-30-90-MB-DA/ST	Bridgelux	13	48	Biaxial tilt 26	3000	90	930
L-SA-48-13-BT26-40-90-MB-DA/ST	Bridgelux	13	48	Biaxial tilt 26	4000	90	1100

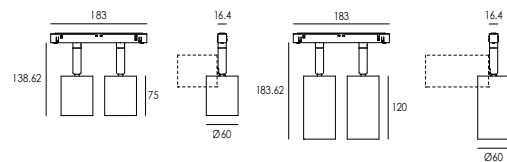


## Spot Dual



Article No.	LED	P(W)	Voltage(V)	Angle(°)	CCT(K)	CRI	Flux(lm)
L-SD-48-12-40-30-90-MB-DA/ST	Bridgelux	12	48	40	3000	90	1040
L-SD-48-12-40-40-90-MB-DA/ST	Bridgelux	12	48	40	4000	90	1120
L-SD-48-26-40-30-90-MB-DA/ST	Bridgelux	26	48	40	3000	90	2200
L-SD-48-26-40-40-90-MB-DA/ST	Bridgelux	26	48	40	4000	90	2400
L-SD-48-26-40-30-98-MB-DA/ST	Bridgelux	26	48	40	3000	98	1920
L-SD-48-26-40-40-98-MB-DA/ST	Bridgelux	26	48	40	4000	98	2080

Angle: 15°, 28°, 40°, 60°

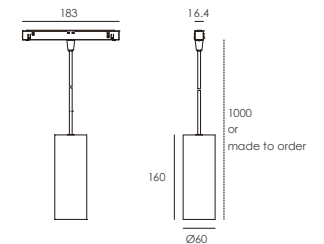


## Pendant




Article No.	LED	P(W)	Voltage(V)	Angle(°)	CCT(K)	CRI	Flux(lm)
L-P-48-06-40-30-90-MB-DA/ST	Bridgelux	6	48	40	3000	90	520
L-P-48-06-40-40-90-MB-DA/ST	Bridgelux	6	48	40	4000	90	560
L-P-48-13-40-30-90-MB-DA/ST	Bridgelux	13	48	40	3000	90	1100
L-P-48-13-40-40-90-MB-DA/ST	Bridgelux	13	48	40	4000	90	1200
L-P-48-13-40-30-98-MB-DA/ST	Bridgelux	13	48	40	3000	98	960
L-P-48-13-40-40-98-MB-DA/ST	Bridgelux	13	48	40	4000	98	1040

Angle: 15°, 28°, 40°, 60°



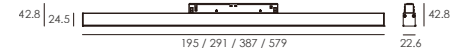
## LINK DALI 48V

### Dot



Article No.	LED	P(W)	Voltage(V)	Angle(°)	CCT(K)	CRI	Flux(lm)
L-D-48-10-34-40-90-MB-DA	Osram	10	48	34	4000	90	770
L-D-48-14-34-40-90-MB-DA/ST	Osram	14	48	34	4000	90	1060
L-D-48-18-34-40-90-MB-DA/ST	Osram	18	48	34	4000	90	1400
L-D-48-27-34-40-90-MB-DA/ST	Osram	27	48	34	4000	90	2140

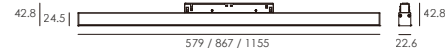
Angle: 34°, 48°



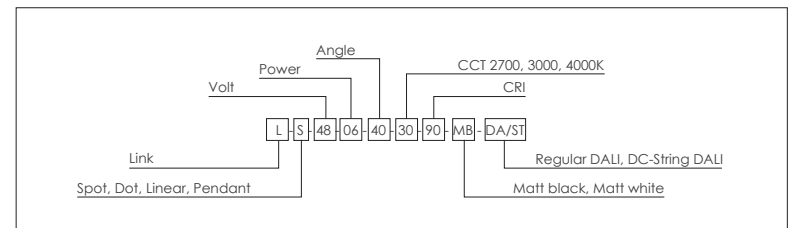
### Linear



Article No.	LED	P(W)	Voltage(V)	Angle(°)	CCT(K)	CRI	Flux(lm)
L-L-48-13-100-40-90-MB-DA/ST	Osram	13	48	100	4000	90	1100
L-L-48-19-100-40-90-MB-DA/ST	Osram	19	48	100	4000	90	1600
L-L-48-26-100-40-90-MB-DA/ST	Osram	26	48	100	4000	90	2200



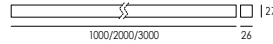
### Product nomenclature



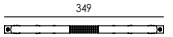
## ACCESSORIES



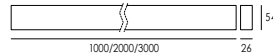
Article No.	Finish	Description
L-TRACK-H27-1M-MB	Black	Track H27 1m with end-caps
L-TRACK-H27-1M-MW	White	Track H27 1m with end-caps
L-TRACK-H27-2M-MB	Black	Track H27 2m with end-caps
L-TRACK-H27-2M-MW	White	Track H27 2m with end-caps
L-TRACK-H27-3M-MB	Black	Track H27 3m with end-caps
L-TRACK-H27-3M-MW	White	Track H27 3m with end-caps



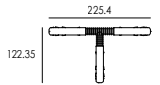
Article No.	Finish	Description
L-TRACK-L-CONNECTOR-B	Black	Track L connector
L-TRACK-L-CONNECTOR-W	White	Track L connector



Article No.	Finish	Description
L-TRACK-H54-1M-MB	Black	Track H54 1m with end-caps
L-TRACK-H54-1M-MW	White	Track H54 1m with end-caps
L-TRACK-H54-2M-MB	Black	Track H54 2m with end-caps
L-TRACK-H54-2M-MW	White	Track H54 2m with end-caps
L-TRACK-H54-3M-MB	Black	Track H54 3m with end-caps
L-TRACK-H54-3M-MW	White	Track H54 3m with end-caps



Article No.	Finish	Description
L-TRACK-T-CONNECTOR-B	Black	Track T connector
L-TRACK-T-CONNECTOR-W	White	Track T connector



Article No.	Finish	Description
L-TRACK-POWER-FEED-B	Black	Track power feed
L-TRACK-POWER-FEED-W	White	Track power feed




Article No.	Finish	Description
L-TRACK-PLATE-MB	Black	Track linear connection plate



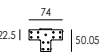
Article No.	Finish	Description
L-TRACK-S-CONNECTOR-B	Black	Track straight connector
L-TRACK-S-CONNECTOR-W	White	Track straight connector



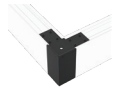
Article No.	Finish	Description
L-TRACK-H27-L-PLATE-MB	Black	Track H27 L connection plate
L-TRACK-H27-L-PLATE-MW	White	Track H27 L connection plate



Article No.	Finish	Description
L-TRACK-H27-T-PLATE-MB	Black	Track H27 T connection plate
L-TRACK-H27-T-PLATE-MW	White	Track H27 T connection plate



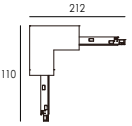
## ACCESSORIES



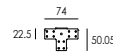
Article No.	Finish	Description
L-TRACK-H54-L-PLATE-MB	Black	Track H54 L connection plate
L-TRACK-H54-L-PLATE-MW	White	Track H54 L connection plate




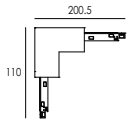
Article No.	Finish	Description
L-TRACK-H54-CORNER-90D-O-MB	Black	Track H54 outer 90° corner
L-TRACK-H54-CORNER-90D-O-MW	White	Track H54 outer 90° corner



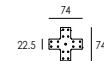
Article No.	Finish	Description
L-TRACK-H54-T-PLATE-MB	Black	Track H54 T connection plate
L-TRACK-H54-T-PLATE-MW	White	Track H54 T connection plate



Article No.	Finish	Description
L-TRACK-H54-CORNER-90D-I-MB	Black	Track H54 inner 90° corner
L-TRACK-H54-CORNER-90D-I-MW	White	Track H54 inner 90° corner



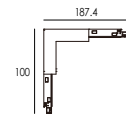
Article No.	Finish	Description
L-TRACK-C-PLATE-MB	Black	Track cross connection plate
L-TRACK-C-PLATE-MW	White	Track cross connection plate



Article No.	Finish	Description
L-RECESSED	Black	Recessed kit



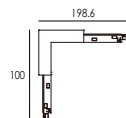
Article No.	Finish	Description
L-TRACK-H27-CORNER-90D-O-MB	Black	Track H27 outer 90° corner
L-TRACK-H27-CORNER-90D-O-MW	White	Track H27 outer 90° corner



Article No.	Finish	Description
L-SUSPENSION-B	Black	Suspension kit
L-SUSPENSION-W	White	Suspension kit
L-SUSPENSION-WIRE-B	Black	Suspension kit with transparent electrical wire VDE 2x1mm² Teflon
L-SUSPENSION-WIRE-W	White	Suspension kit with transparent electrical wire VDE 2x1mm² Teflon



Article No.	Finish	Description
L-TRACK-H27-CORNER-90D-I-MB	Black	Track H27 inner 90° corner
L-TRACK-H27-CORNER-90D-I-MW	White	Track H27 inner 90° corner



Article No.	Description
28001235	Triconic DC-String Driver, LCU 48V 150W DC-STR DIM Ip, input 220-240Vac

