



Light Source

Bridgelux

MacAdam Ellipse

2-Step

Material

Aluminum + Ledil Lens

Degree of Protection

IP40

Color Temperature

2700K 3000K 4000K

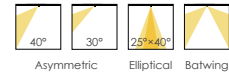
Installation (distance vs height)

RD-9-A3-30-90 1 : 3 RD-9-A4-30-90 1 : 3
RD-9-BW-30-90 1 : 2 (aisle : height)

CRI





97 90 80

Beam Angles

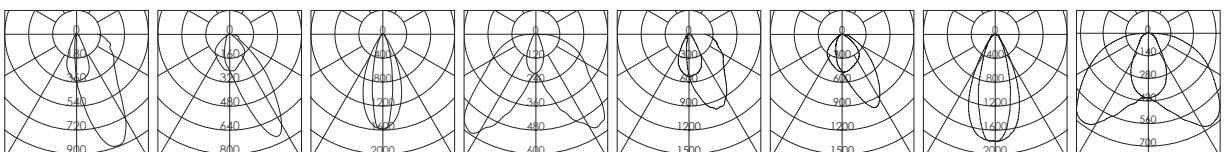


Finish

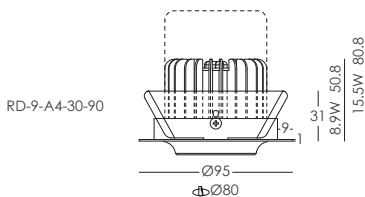
Matt White Matt Black



Article No.	LEDs	Power(W)	CC(mA)	Voltage(V)	Angle(°)	CCT(K)	CRI	Flux(lm)
RD-9-A4-30-90	Vero 10	8.9	350	25.3	Asymmetric 40	3000	90	670
RD-9-A3-30-90	Vero 10	8.9	350	25.3	Asymmetric 30	3000	90	740
RD-9-EL-30-90	Vero 10	8.9	350	25.3	Elliptical	3000	90	790
RD-9-BW-30-90	Vero 10	8.9	350	25.3	Batwing	3000	90	810
RD-15.5-A4-30-90	Vero 13	15.5	500	31	Asymmetric 60	3000	90	1040
RD-15.5-A3-30-90	Vero 13	15.5	500	31	Asymmetric 45	3000	90	1270
RD-15.5-EL-30-90	Vero 13	15.5	500	31	Elliptical	3000	90	1290
RD-15.5-BW-30-90	Vero 13	15.5	500	31	Batwing	3000	90	1350



RD-9-A4-30-90 RD-9-A3-30-90 RD-9-EL-30-90 RD-9-BW-30-90 RD-15.5-A4-30-90 RD-15.5-A3-30-90 RD-15.5-EL-30-90 RD-15.5-BW-30-90



RD-9-A3-30-90
RD-9-EL-30-90
RD-9-BW-30-90

