



Light Source

Seoul

Beam Angle(10.8W 12.8W)

15° 28° 40° 60°

Material

Cold forging AL 1070 + PC Reflector

MacAdam Ellipse

3-Step

Color Temperature

2700K 3000K 4000K 5000K

Degree of Protection

IP40

CRI

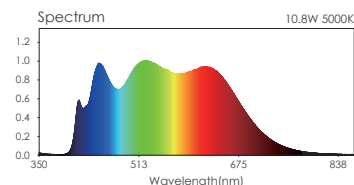
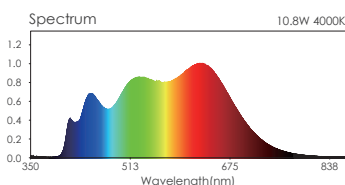
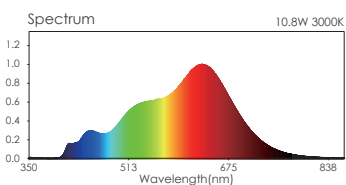
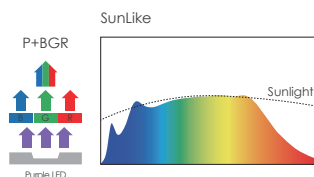
97

Beam Angle(7.6W)

13° 25° 40°

What is SunLike ?

SunLike fundamentally transforms LED lighting technology by removing the blue LED light source and replacing it with a purple light LED chip. An ordinary LED spectrum is very different to sunlight, whereas SunLike's spectrum is almost the same. Objects lit by SunLike appear as they would in sunlight. SunLike enables human centric lighting optimized for circadian rhythms and realizes high quality light.



Article No.	LEDs	Power(W)	CC(mA)	Voltage(V)	Angle(°)	CCT(K)	CRI	Flux(lm)
MS-8-40-27-97	SunLike COB	7.6	200	37.8	40	2700	97	520
MS-8-40-30-97	SunLike COB	7.6	200	37.4	40	3000	97	550
MS-11-40-27-97	SunLike COB	10.8	300	36.0	40	2700	97	800
MS-11-40-30-97	SunLike COB	10.8	300	36.1	40	3000	97	850
MS-13-40-27-97	SunLike COB	12.8	350	36.2	40	2700	97	910
MS-13-40-30-97	SunLike COB	12.8	350	36.4	40	3000	97	985

